

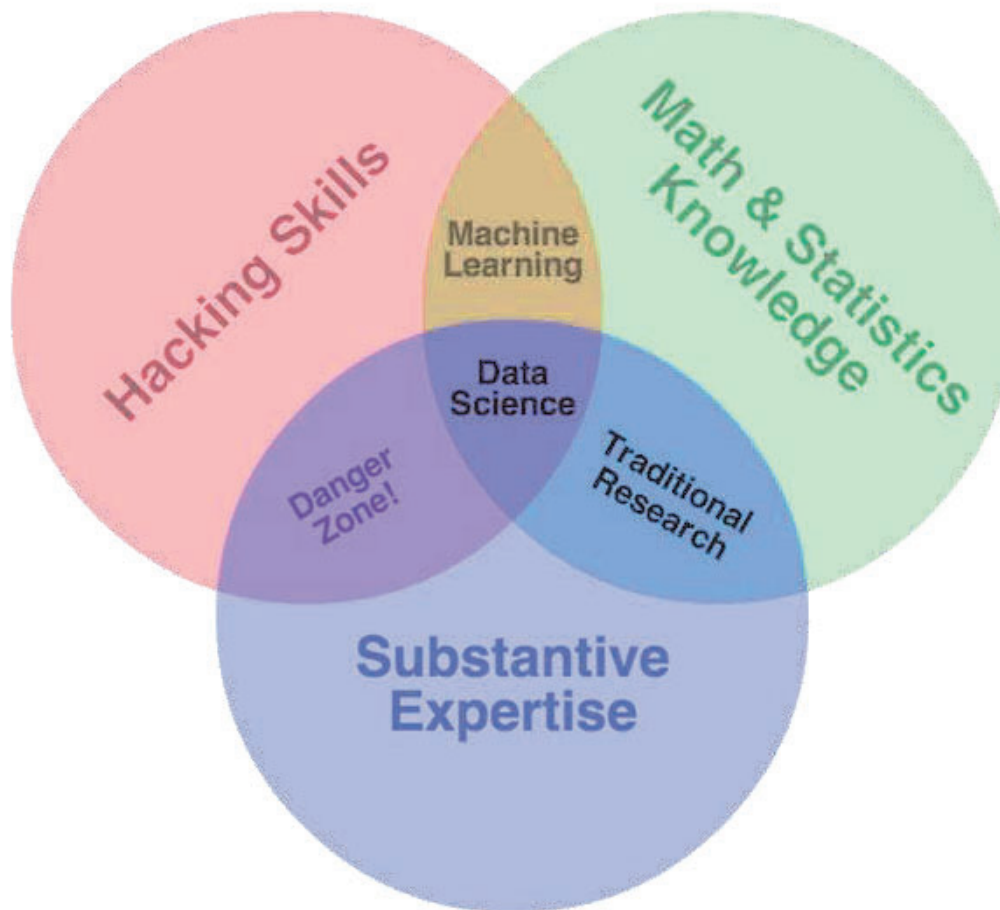


@PacSec 2013

# Fighting advanced malware using machine learning

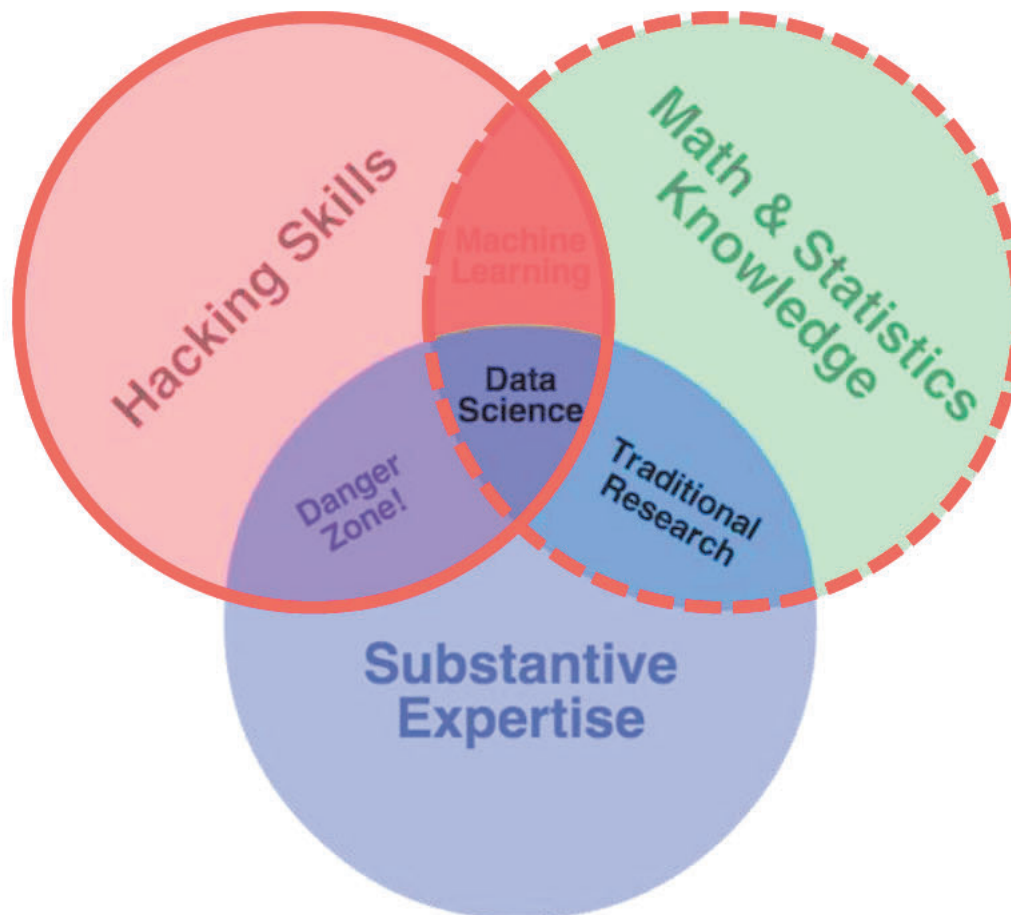
**FFRI, Inc.**  
<http://www.ffri.jp>

# The Data Science Venn Diagram (in security)



<http://www.niemanlab.org/images/drew-conway-data-science-venn-diagram.jpg>

## I am, and this talk is



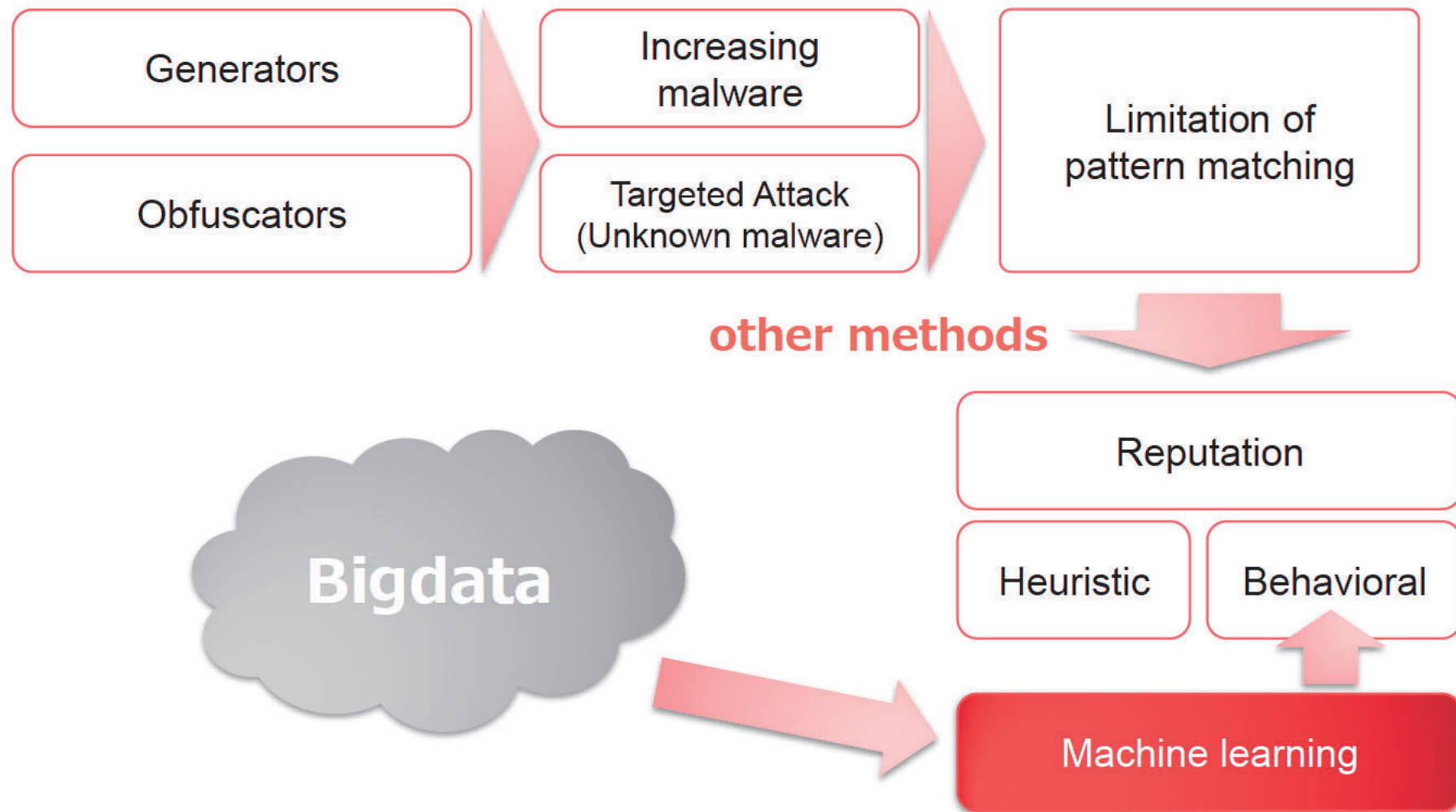
<http://www.niemanlab.org/images/drew-conway-data-science-venn-diagram.jpg>



## Agenda

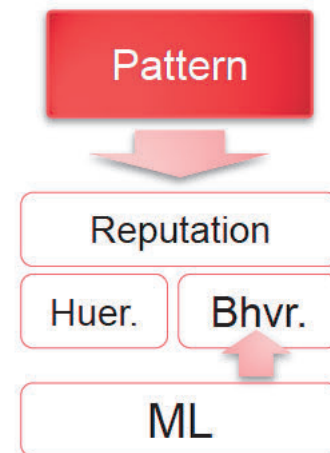
- Background
- Our approach
- Future works
  - Computers vs. Man
  - Applying to real time protection
- Conclusion

## Background – malware and its detection

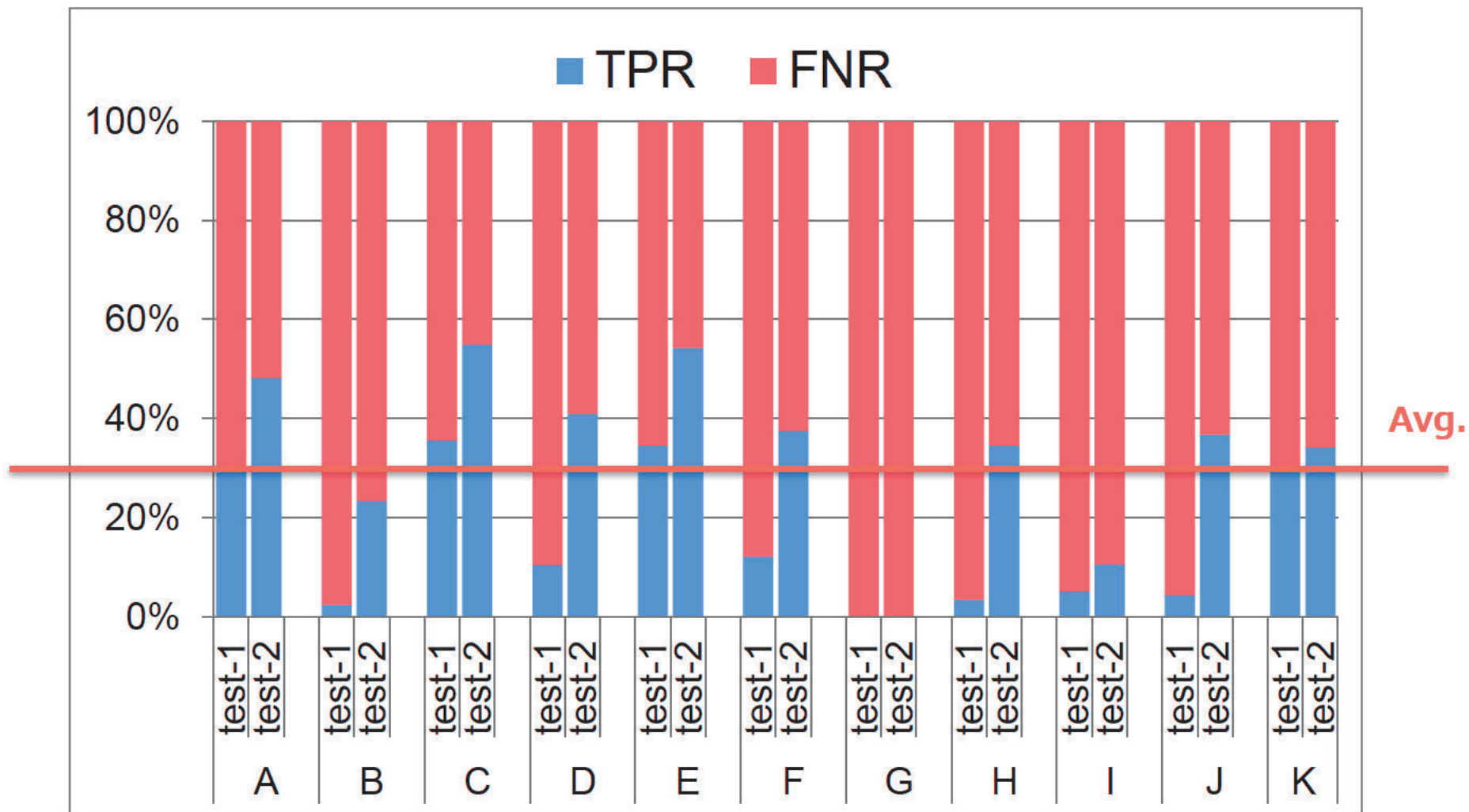


## Limitation of signature matching

- Evaluated 11 AV-product's TRP using Metascan
- Used fresh malware (not wildlist malware)
- Prepared 2 test sets from different sources and period
  - test-1: 1,000 samples
  - test-2: 900 samples

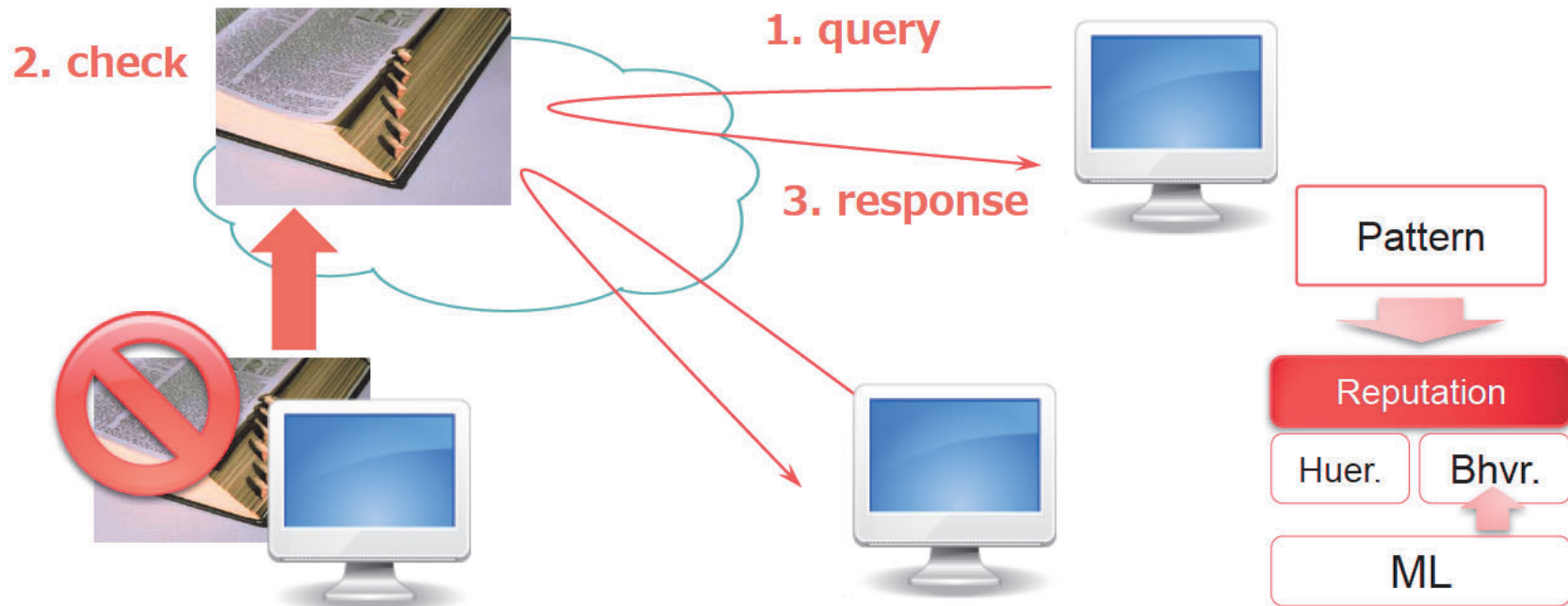


# Limitation of signature matching



## Advantage of (cloud) reputation

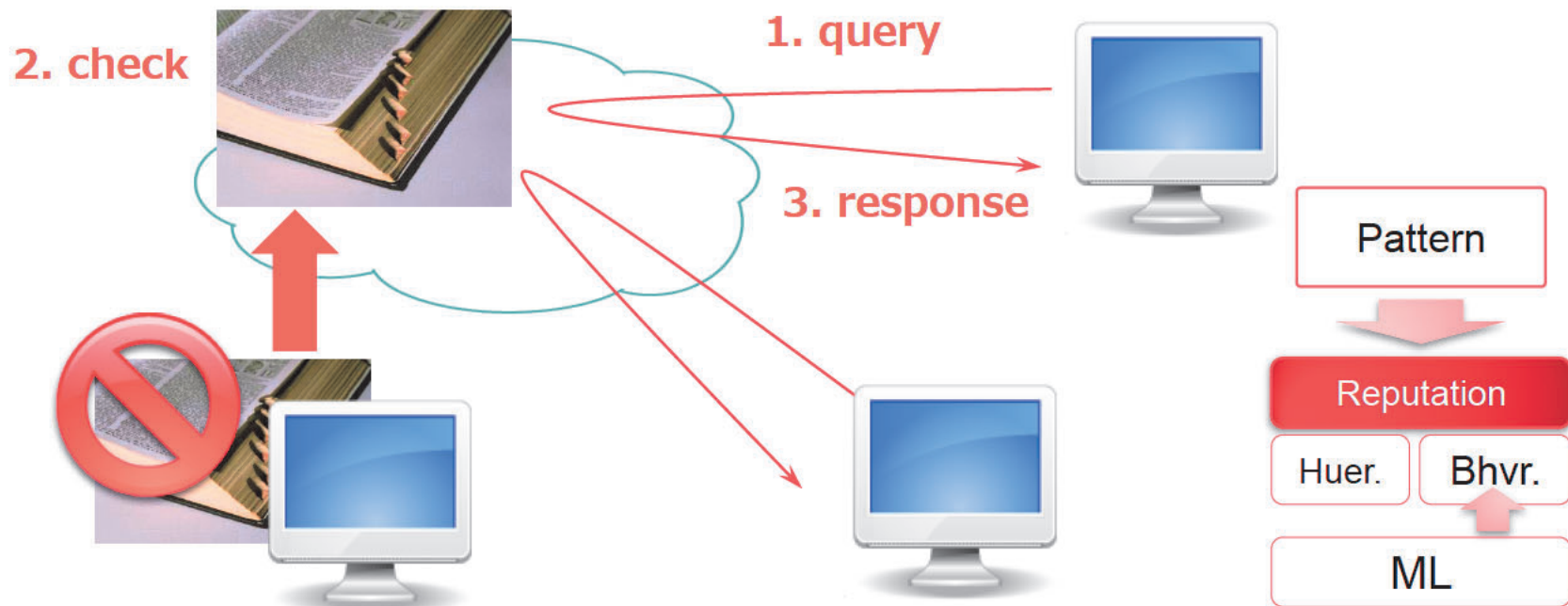
- Concept is the same with signature-matching(Blacklisting)
- Endpoints don't have to keep **HEAVY** patterns anymore
- Easy to reflect a new pattern to the others





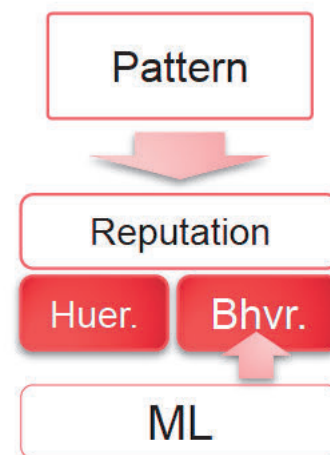
## Disdvantage of (cloud) reputation

- “Detectable” means that someone is already attacked
- What if you are the first victim?
- How much effective against “Targeted Attack” it is?



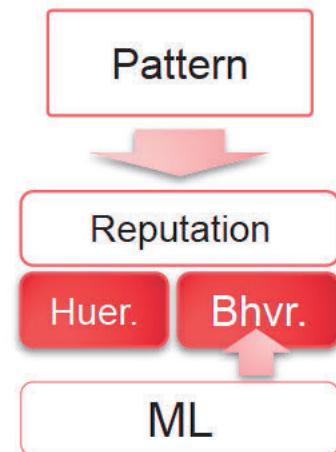
## Advantage of heuristic/behavioral detection

- Based on pre-determined characteristics or behaviors
  - OpenProcess -> WriteProcessMemory -> CreateRemoteThread
  - Registering itself to auto start extensibility points
  - Disabling Windows Firewall, etc.
- Providing generic logics to detect malware
- Signature-free  
(eliminate regular scanning and update)



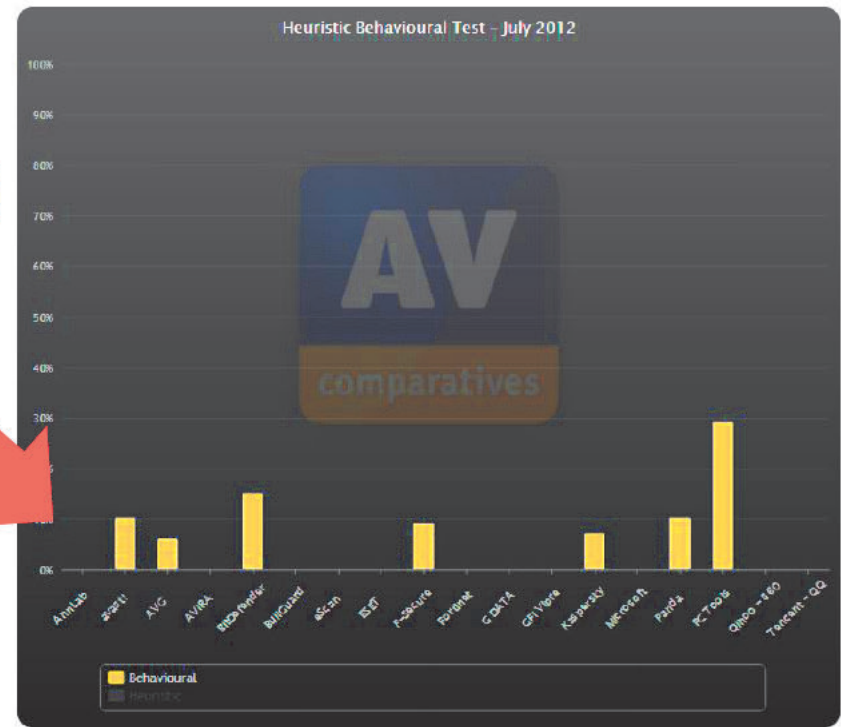
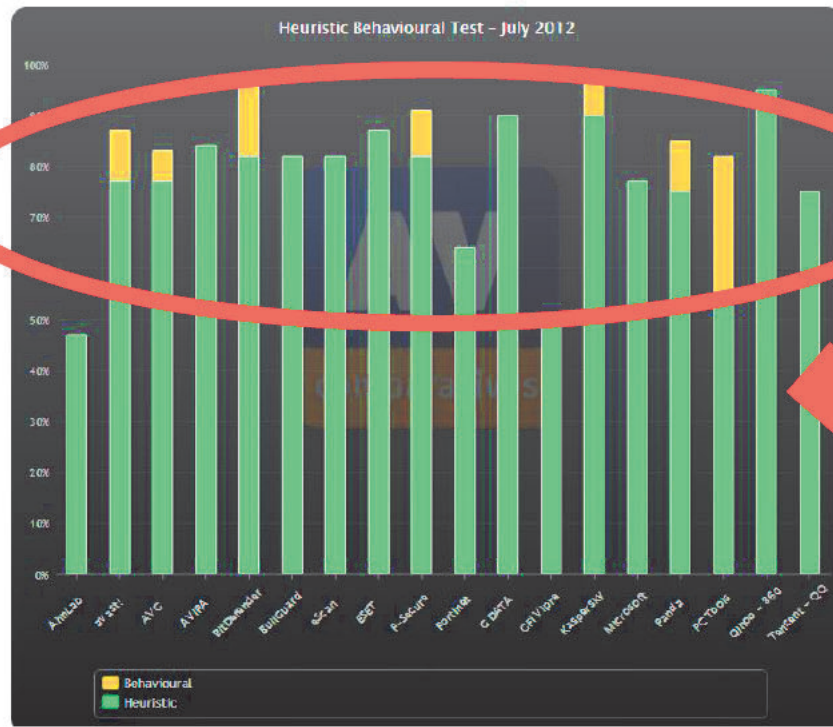
## Disadvantage of heuristic/behavioral detection

- Difficult to avoid false positives completely
- Or ask user to determine if an action would be allow or not (User dependent)
- Have to analyze malware and update logics continuously (Not human task, more suitable for computers)



## Heuristic Behavioral Test - July 2012

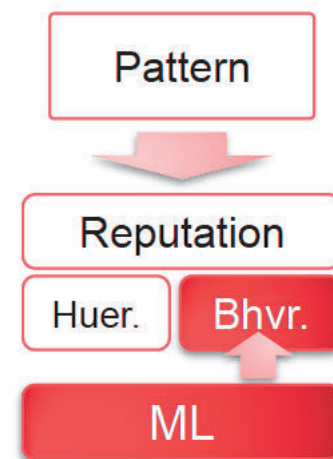
- AV-comparatives publishes H/B Test results since 2012
- The behavioral hardly contributes to detect (avg: 4.8%)



<http://chart.av-comparatives.org/chart1.php>

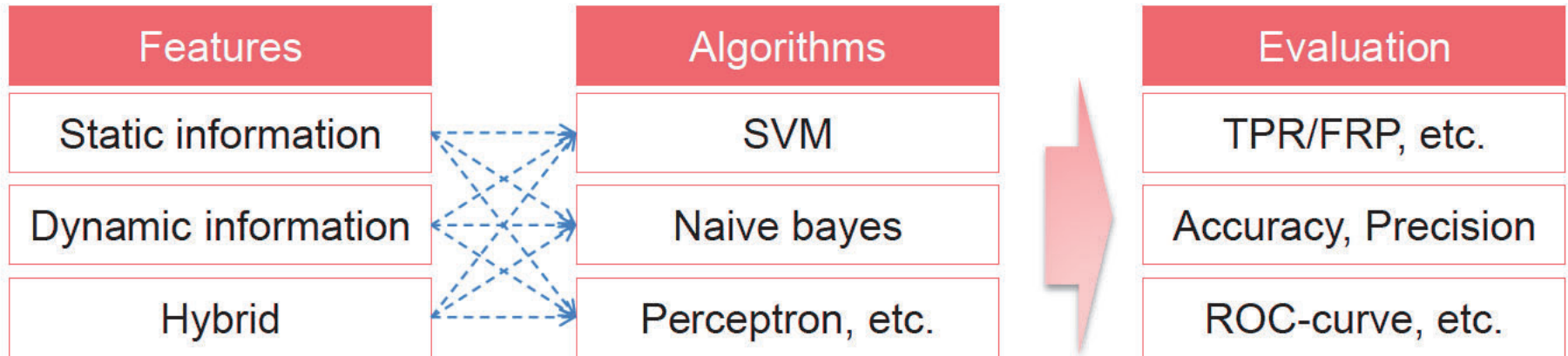
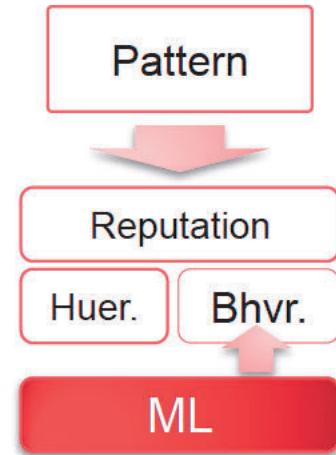
## Our approach

- Behavioral-based detection powered by machine learning
- Not new but more practical for the industry
- Easy to try and automate using open source below
  - Cuckoo Sandbox
  - Jubatus

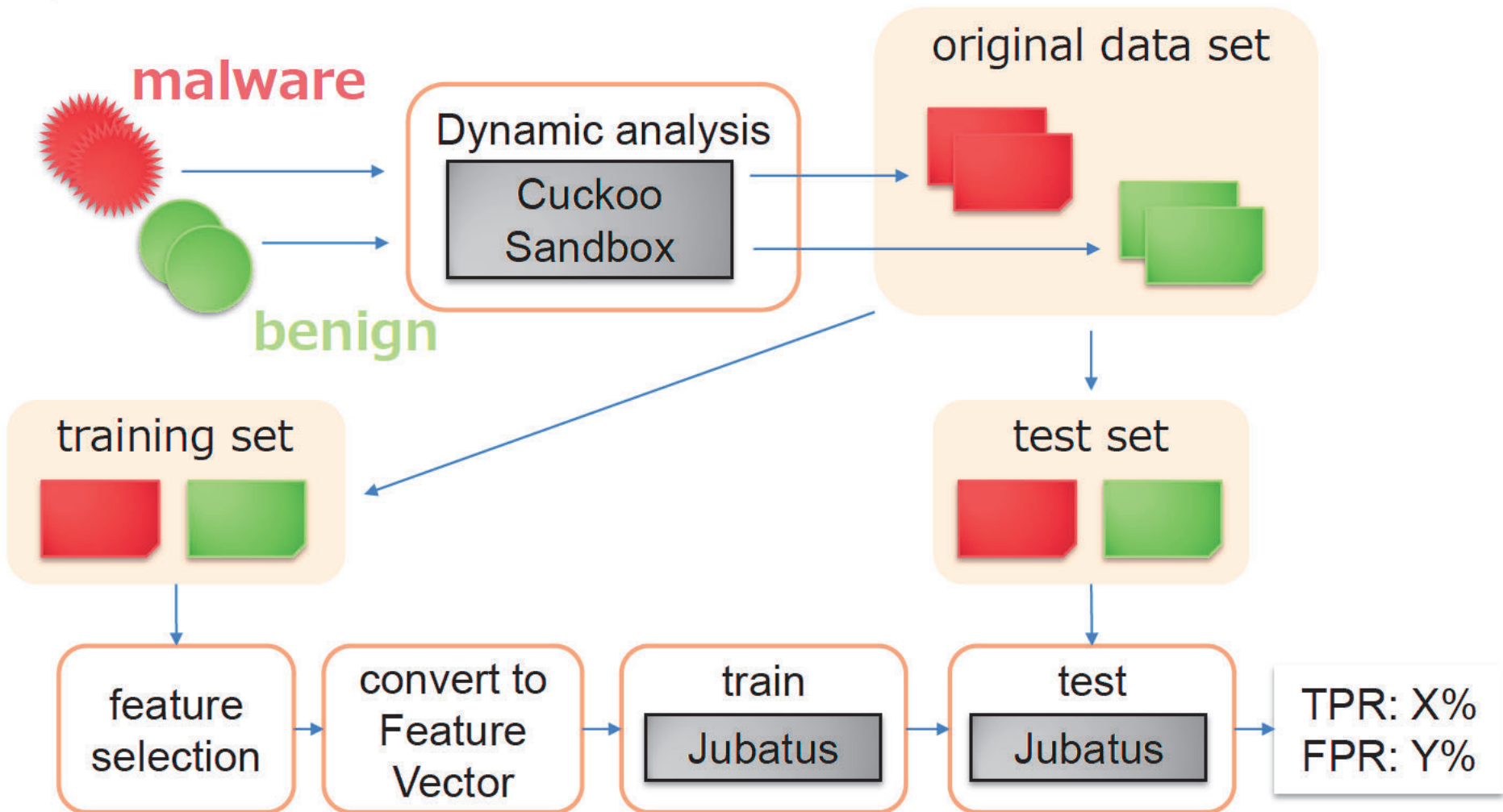


## Machine learning-based detection

- Most research is doing in academic
- Basically, it is a classification problem (task)
- Mainly focusing on a combination of the factors below
- Some good results are reported



# Overview



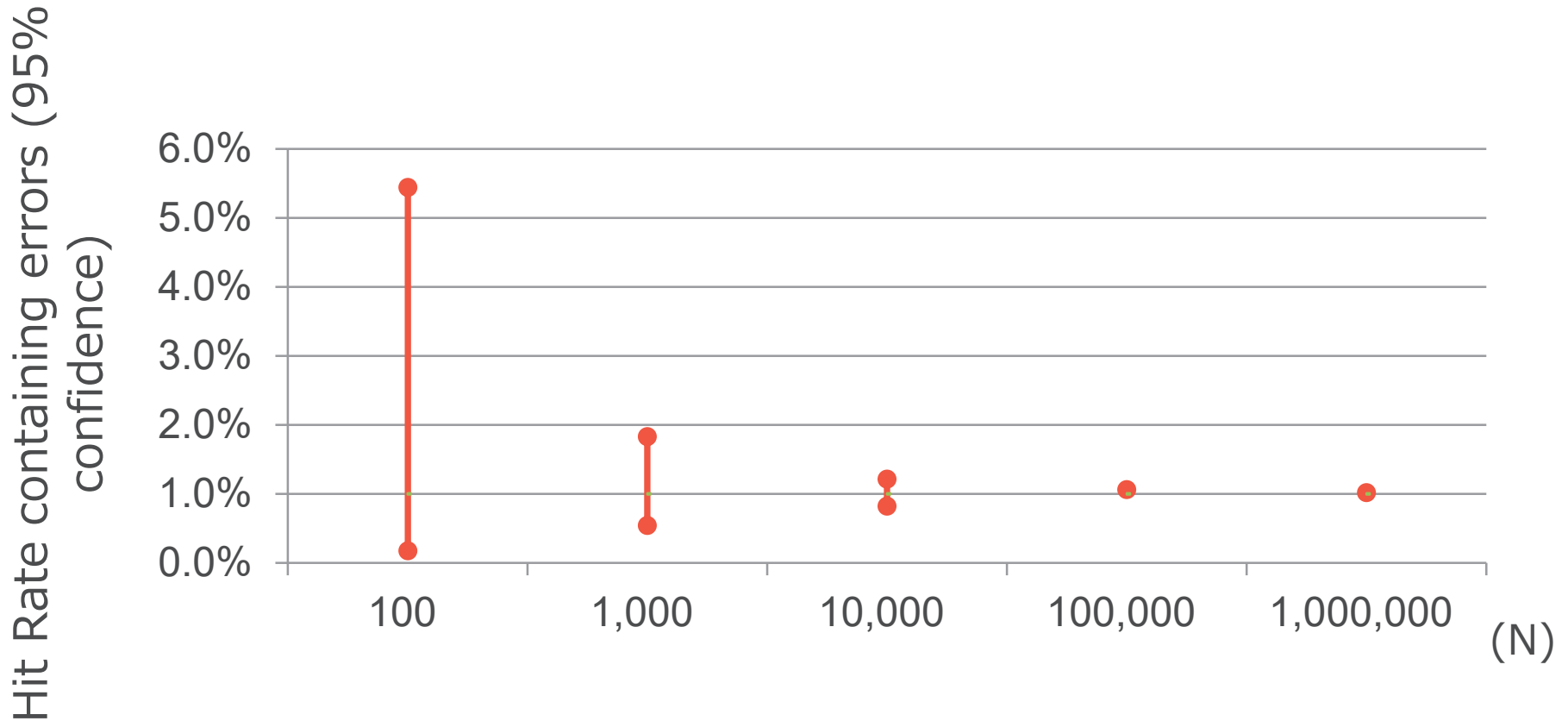
## How many samples should we use?

- It is a “Confidence Interval” theory
- It depends on how margin of error we accept
- All of these below hit rates are 1%
  - 1/100 (N=100)
  - 10/1,000 (N=1,000)
  - 100/10,000 (N=10,000)
- Each confidences for determining to “1%” are different
  - Each of them has different **error**



## How many samples should we use?

- We can calculate estimation of margin of error based on N



## Malware and benign files

- Randomly sampling from files collected by ourselves
  - Malware: 15,000(5,000 = training, 10,000 = testing)
  - Benign: 15,000 (5,000 = training, 10,000 = testing)
- \*Random\* is very important
  - Different period (choose 15,000/N sample from every day)
  - Different sources
  - Never care about filetype or malware type

## Cuckoo Sandbox - <http://www.cuckoosandbox.org/>

- Open source automated malware analysis system
  - Sending malware into a virtual machine from a host
  - Executing the malware inside the virtual machine
  - Monitoring and saving its behaviors at runtime
    - API calls, network activity, VT results, etc.

## API calls

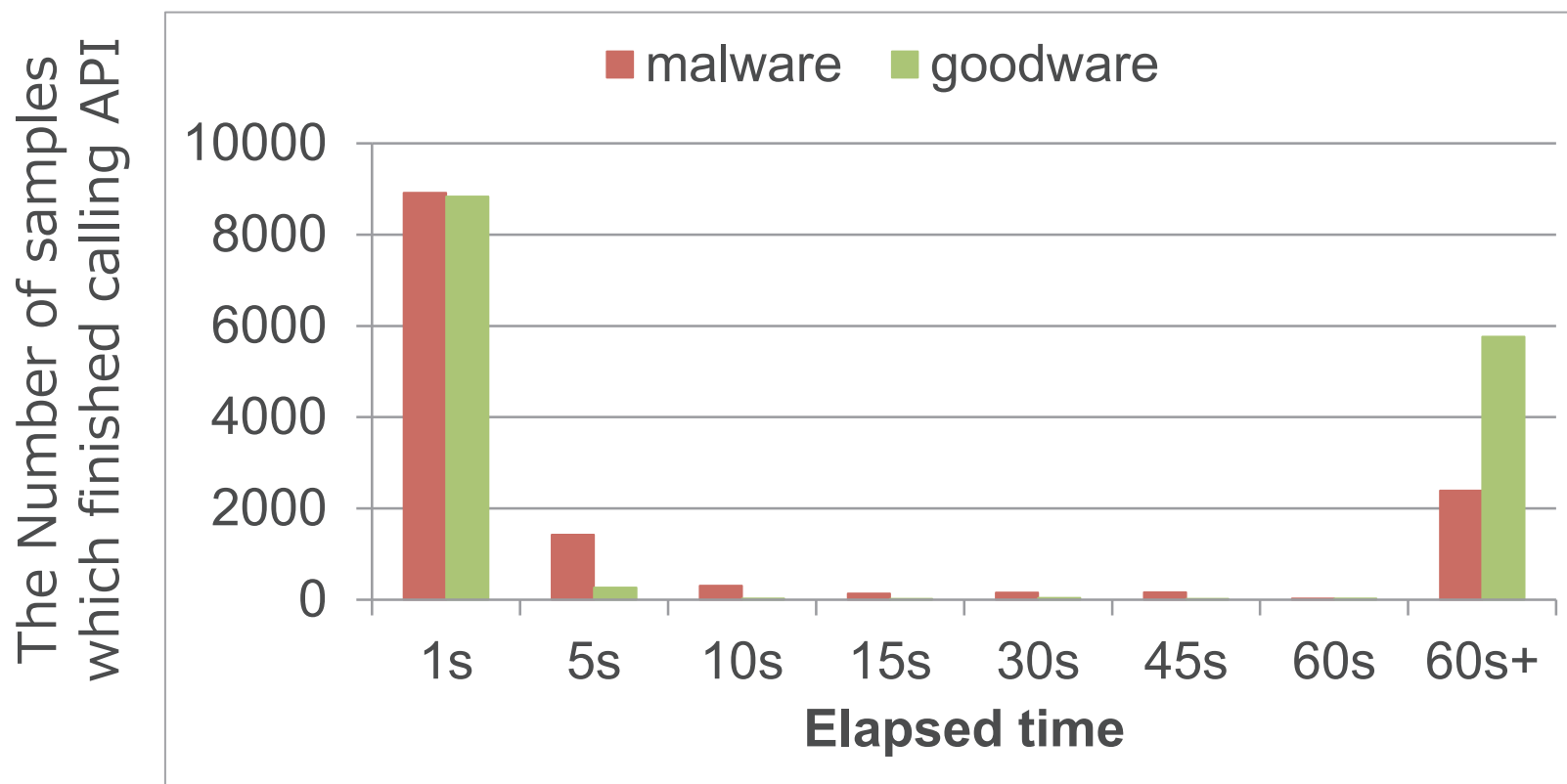
```

"calls": [
  {
    "category": "system",
    "status": "FAILURE",
    "return": "0xc0000135",
    "timestamp": "2013-02-28 12:03:49,478",
    "thread_id": "420",
    "repeated": 0,
    "api": "LdrLoadDll",
    "arguments": [
      { "name": "Flags", "value": "1242916" },
      { "name": "FileName", "value": "C:\\WINDOWS\\system32\\VB6JP.DLL" },
      { "name": "BaseAddress", "value": "0x00000000" }
    ]
  },
  {
    "category": "registry",
    "status": "SUCCESS",
    "return": "0x00000000",
    "timestamp": "2013-02-28 12:03:49,528",
    "thread_id": "420",
    "repeated": 0,
    "api": "NtOpenKey",
    "arguments": [
      { "name": "KeyHandle", "value": "0x00000058" },
      { "name": "DesiredAccess", "value": "1" },
      { "name": "ObjectAttributes", "value": "Registry\\MACHINE\\System\\Current" }
    ]
  },
]

```

## Trends of API calls

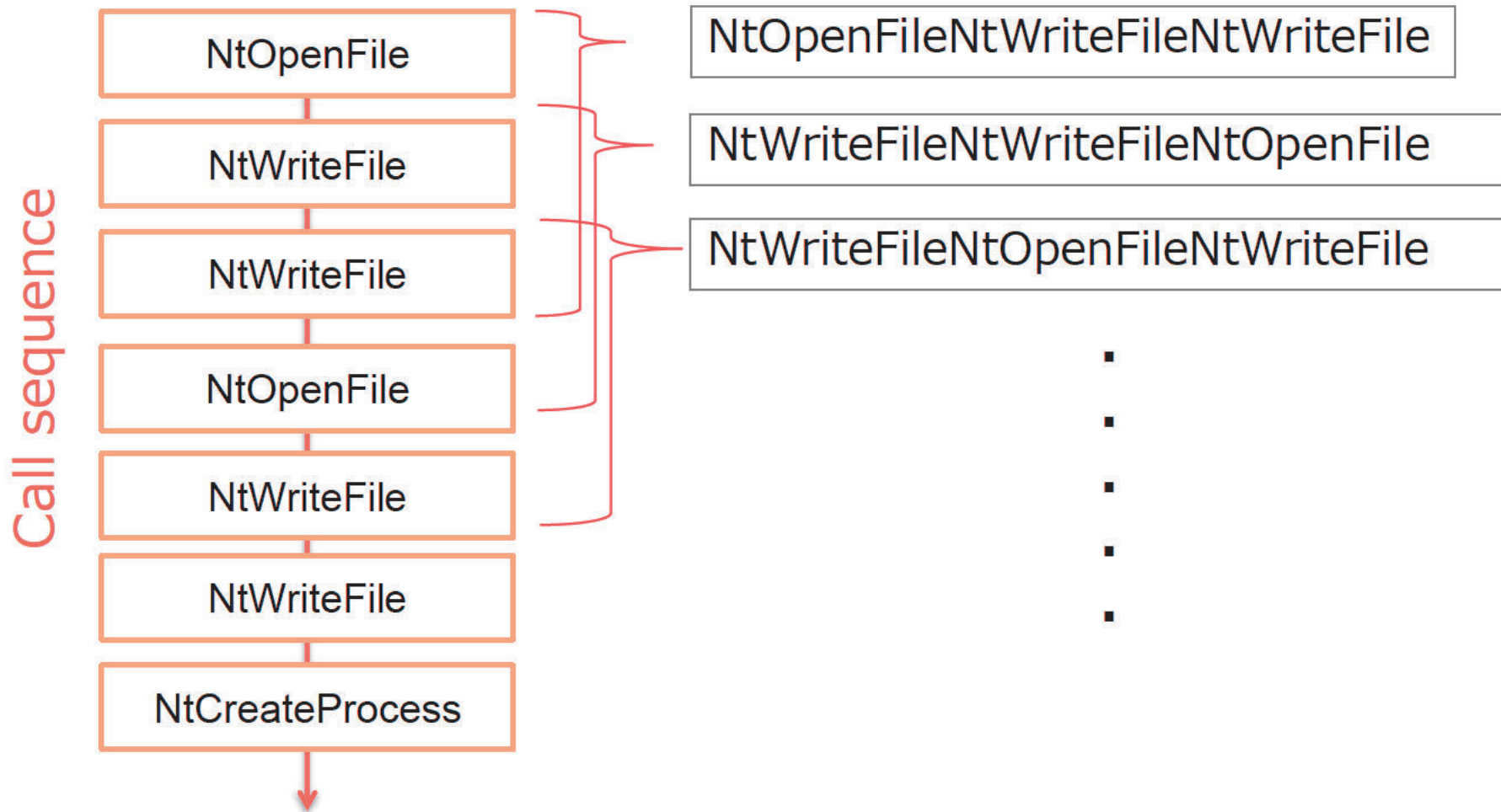
- Most of the samples finished calling API within 1s (or keep calling APIs) -> Used API only called within 5s



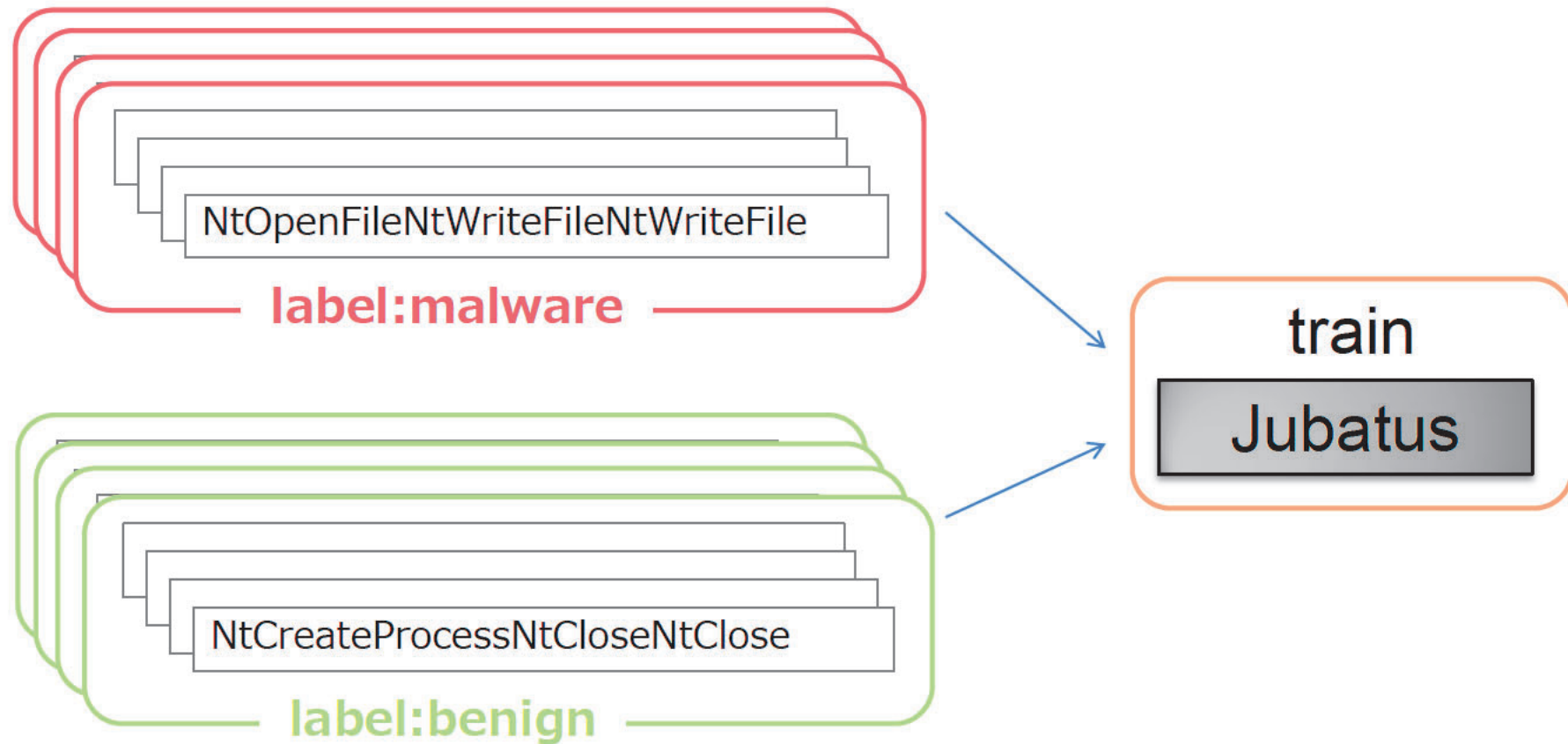
## Jubatus - <http://jubat.us/en/>

- Distributed Online Machine Learning Framework
  - Distributed: Scalable
  - Online: Not batch, continuous learning
- Open source, LGPL v2.1. Latest release is 0.4.5(22/07/2013)
- Developed by Preferred Infrastructure, Inc. and NTT Software Innovation Center
- Support various machine learning
  - Classification, Regression, Recommendation, Anomaly Detection
- Easy to use (many language bindings, feature converter, etc)

# Feature selection and convert to FV



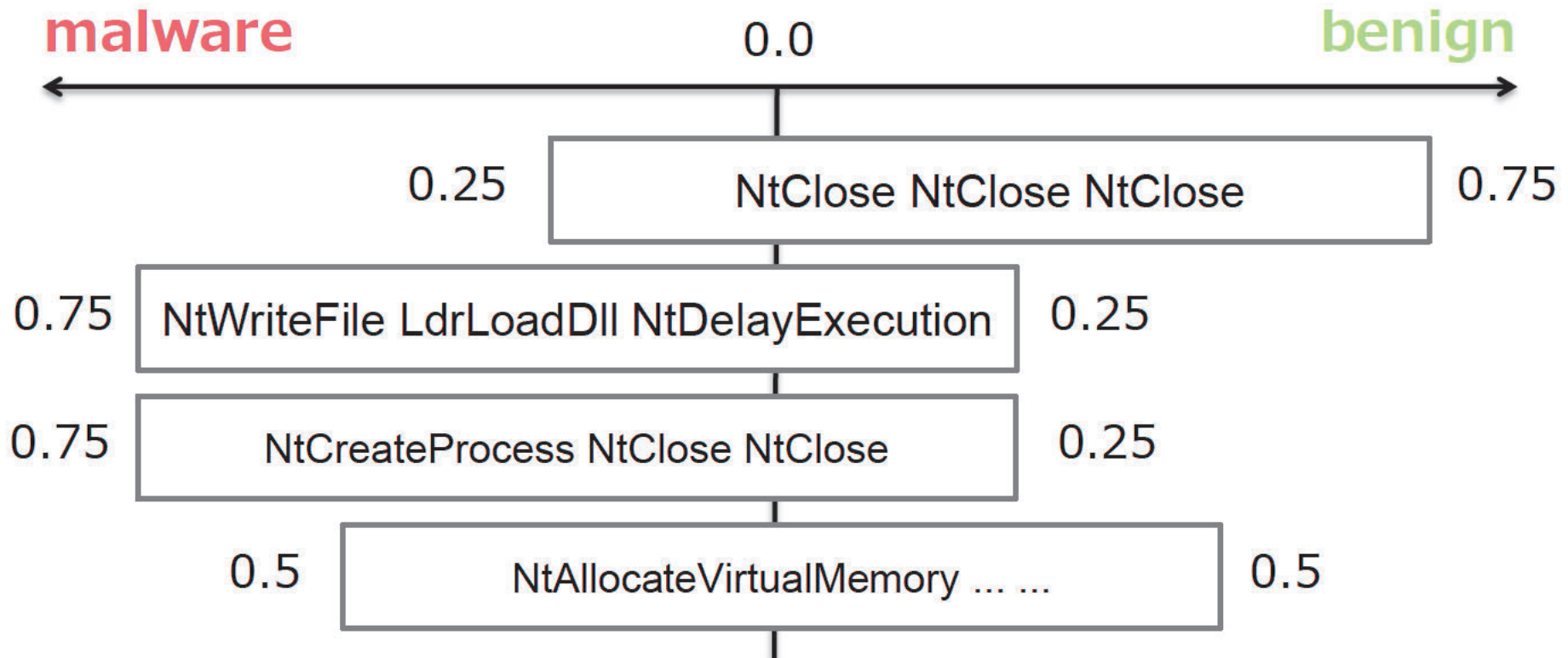
## Feature selection and convert to FV





## (Image) Training internal

Calc and update each FV's weight based on its freq. and label  
(for the detail is dependent on the algorithm called **AROW**, don't ask me :-)



## Testing results

- N of N-gram
  - 3~5-gram > 2-gram = 6-gram
- Best: 3-gram
  - TRP: 72.33% [71.58 ~ 73.07 % (95% confidence)]
  - FPR: 0.77% [0.60 ~ 0.99% (95% confidence)]
- The result above is an example
  - A lot of combination of features are available (we used only “API-name” and its sequence)



# Demo



# Future Works

## Dumping training model

- <http://blog.jubat.us/2013/06/classifier.html> (Japanese only)



### Investigating weight parameters of classifier



jubalocal\_storage\_dump.cpp

<https://gist.github.com/t-abe/5746333>

## Indicators of malware likeness in API 3-gram

```
[foo@nolife classifier]$ ./dump --input model --label "malware"  
0.181128    api_call$VirtualProtectEx_VirtualProtectEx_VirtualProtectEx@space#log_tf/bin  
0.142254    api_call$RegOpenKeyExA_NtOpenKey_NtOpenKey@space#log_tf/bin  
0.137144    api_call$NtReadFile_NtReadFile_NtFreeVirtualMemory@space#log_tf/bin  
0.134443    api_call$LdrLoadDll_LdrGetProcedureAddress_VirtualProtectEx@space#log_tf/bin  
0.130287    api_call$LdrLoadDll_RegOpenKeyExA_NtOpenKey@space#log_tf/bin  
0.130287    api_call$DeviceIoControl_LdrLoadDll_RegOpenKeyExA@space#log_tf/bin  
0.122363    api_call$VirtualProtectEx_LdrLoadDll_LdrGetProcedureAddress@space#log_tf/bin  
0.102545    api_call$NtFreeVirtualMemory_LdrGetDllHandle_NtCreateFile@space#log_tf/bin  
0.102485    api_call$RegCloseKey_RegCloseKey_RegCloseKey@space#log_tf/bin  
0.0983165   api_call$NtReadFile_NtFreeVirtualMemory_LdrLoadDll@space#log_tf/bin  
0.0966545   api_call$NtSetInformationFile_NtReadFile_NtFreeVirtualMemory@space#log_tf/bin  
0.094639    api_call$NtMapViewOfSection_NtFreeVirtualMemory_NtOpenKey@space#log_tf/bin  
0.0933827   api_call$NtFreeVirtualMemory_LdrLoadDll_LdrGetProcedureAddress@space#log_tf/bin  
0.0905402   api_call$DeviceIoControl_DeviceIoControl_NtWriteFile@space#log_tf/bin  
0.0903766   api_call$DeviceIoControl_NtWriteFile_NtWriteFile@space#log_tf/bin  
0.0884724   api_call$RegOpenKeyExW_RegOpenKeyExW_LdrGetDllHandle@space#log_tf/bin  
0.0853282   api_call$LdrLoadDll_LdrLoadDll_LdrLoadDll@space#log_tf/bin  
...
```

## Indicators of goodwill likeness in API 3-gram

```
[foo@nolife classifier]$ ./dump --input model --label "goodware"  
0.268353    api_call$LdrGetDllHandle_LdrGetDllHandle_ExitProcess@space#log_tf/bin  
0.268353    api_call$LdrGetDllHandle_ExitProcess_NtTerminateProcess@space#log_tf/bin  
0.259838    api_call$NtWriteFile_LdrGetDllHandle_LdrGetDllHandle@space#log_tf/bin  
0.25887    api_call$NtWriteFile_NtWriteFile_LdrGetDllHandle@space#log_tf/bin  
0.135514    api_call$NtOpenFile_NtOpenFile_NtCreateFile@space#log_tf/bin  
0.122445    api_call$DeviceIoControl_LdrLoadDll_LdrGetProcedureAddress@space#log_tf/bin  
0.12242    api_call$DeviceIoControl_DeviceIoControl_LdrGetDllHandle@space#log_tf/bin  
0.119231    api_call$GetSystemMetrics_LdrLoadDll_NtCreateMutant@space#log_tf/bin  
0.115319    api_call$DeviceIoControl_LdrGetDllHandle_LdrGetProcedureAddress@space#log_tf/bin  
0.109306    api_call$LdrGetProcedureAddress_NtOpenKey_LdrLoadDll@space#log_tf/bin  
0.105579    api_call$NtReadFile_NtReadFile_NtReadFile@space#log_tf/bin  
0.104565    api_call$NtCreateFile_NtCreateFile_NtWriteFile@space#log_tf/bin  
0.103304    api_call$RegOpenKeyExA_LdrGetDllHandle_LdrGetProcedureAddress@space#log_tf/bin  
0.10306     api_call$VirtualProtectEx_RegOpenKeyExA_LdrGetDllHandle@space#log_tf/bin  
0.100701    api_call$NtFreeVirtualMemory_NtFreeVirtualMemory_GetSystemMetrics@space#log_tf/bin  
...
```

## Computer vs. Man

- “VirtualProtectEx\_VirtualProtectEx\_VirtualProtectEx” looks like to related to malware
- How about “RegOpenKeyExA\_NtOpenKey\_NtOpenKey”?
- Computers might recognize indicators which human can't (Extremely strong left-brain player)
- Why don't we cooperate with machine?



## Using computers

- Generating models using computers
- Checking them and guessing new logics by human (Using our right-brain)
- ML-based detection is sometimes difficult to control
  - Cannot specify strict conditions to detect
    - “ It is detected because ML said so ! ”***
- Hybrid of ML-based and Logic-based would be powerful

## Applying to real time protection

- Using static information as feature
  - We can check a file before its execution
  - The performance is dependent on features
- Using dynamic information as feature
  - Malware is already executed
  - Sometimes, detections would be too late
  - The hybrid detection above might be also useful in this perspective

## Conclusion

- Traditional pattern-matching reaches its limit
- Current behavioral detections hardly contributes to detect
- By applying ML to behavioral detections
  - TPR is improved
  - Computers recognize new features which human can't
  - We should make use of them



Thank you!

Contact: [research-feedback@ffri.jp](mailto:research-feedback@ffri.jp)

Twitter: [@FFRI\\_Research](https://twitter.com/FFRI_Research)